

LIVE REPORT

GORMAN MANUFACTURING COMPANY, INC.

Tradestyle(s): -

ACTIVE GLOBAL ULTIMATE

D-U-N-S Number: 80-473-5132
Phone: +1 (650) 555-0000


Address: 492 Koller St, San Francisco, CA, 94110, United States Of America
Endorsement: gallagherke@dnb.com
Exclude from Portfolio Insight:

Summary

KEY DATA ELEMENTS (Formerly: SCORE BAR)

KDE Name	Current Status	Details
Maximum Credit Recommendation	US\$ 175,000	
Highest Credit	15,000.00	Highest credit granted in the past 24 months.
High Credit - Average	7,000.00	Average High Credit for payment experiences reported to D&B.
Bankruptcy Found	N	
PAYDEX®	↑ 77	5 days beyond terms
Delinquency Score Class	↓ 3	Moderate Risk of severe payment delinquency
Failure Score Class	↑ 3	Moderate Risk of severe financial stress

D&B PAYDEX - 3 MONTHS ⓘ



5 days beyond terms

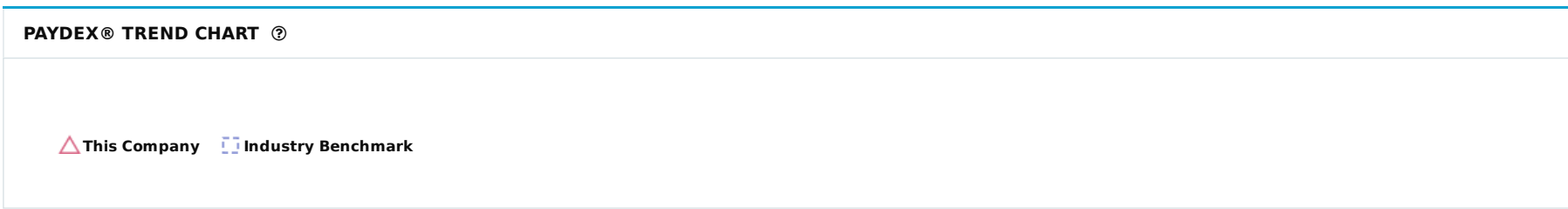

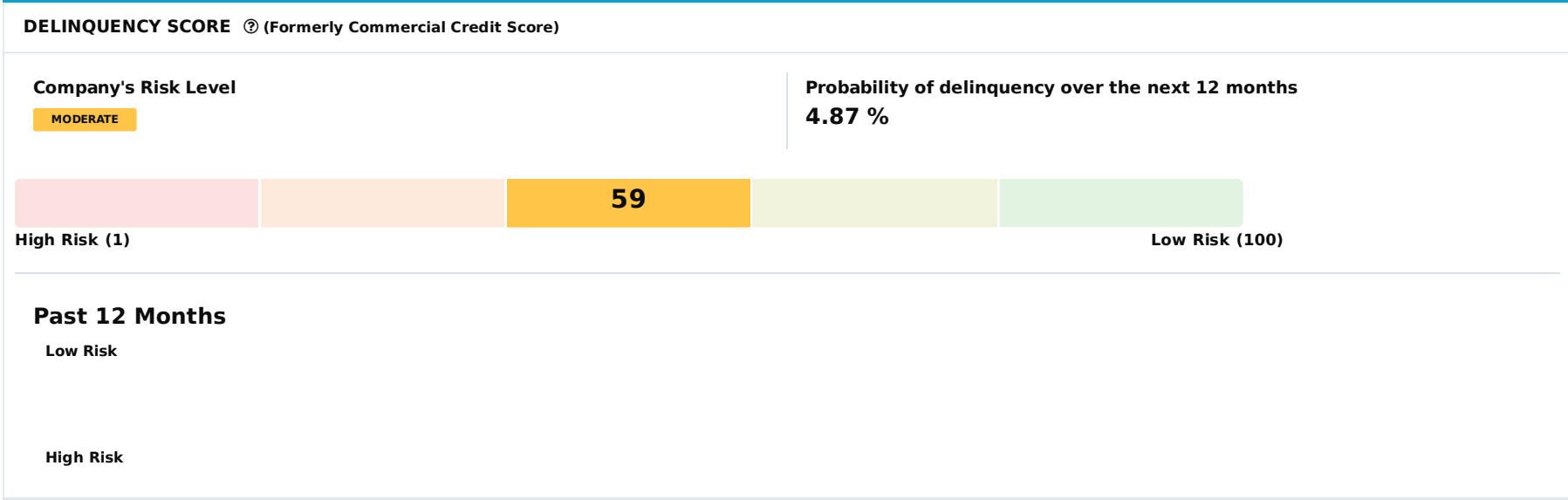
COMPANY PROFILE ⓘ

D-U-N-S 80-473-5132	Mailing Address UNITED STATES	Annual Sales 20,599,870
Legal Form Corporation (US)	Telephone +1 (650) 555-0000	Net Worth 3,017,325
History Record Clear	Present Control Succeeded 1985	Employees 153 (120 here)
Date Incorporated 05/21/1985		Age (Year Started) 36 Years (1985)
State of Incorporation CALIFORNIA		Named Principal Leslie Smith, PRES
Ownership Not publicly traded		Line of Business Lithographic commercial printing
		SIC 27520000
		NAICS 323111




LEGAL EVENTS

Events	Occurrences	Last Filed
Bankruptcies	0	-
Judgements	1	01/01/2014
Liens	0	-
Suits	1	02/01/2014
UCC	3	06/29/2021



FRAUD RISK SCORE INFORMATION


 No Fraud Risk Score is Available

The scores and ratings included in this report are designed as a tool to assist the user in making their own credit related decisions, and should be used as part of a balanced and complete assessment relying on the knowledge and expertise of the reader, and where appropriate on other information sources. The score and rating models are developed using statistical analysis in order to generate a prediction of future events. Dun & Bradstreet monitors the performance of thousands of businesses in order to identify characteristics common to specific business events. These characteristics are weighted by significance to form rules within its models that identify other businesses with similar characteristics in order to provide a score or rating.

Dun & Bradstreet's scores and ratings are not a statement of what will happen, but an indication of what is more likely to happen based on previous experience. Though Dun & Bradstreet uses extensive procedures to maintain the quality of its information, Dun & Bradstreet cannot guarantee that it is accurate, complete or timely, and this may affect the included scores and ratings. Your use of this report is subject to applicable law, and to the terms of your agreement with Dun & Bradstreet.

Small Business Risk Insight

SBRI ORIGINATION LEASE SCORE

SBRI Origination Lease Score : 829

SBRI ORIGINATION CARD SCORE

SBRI Origination Lease Score : 893

SBRI ORIGINATION LOAN SCORE

SBRI Origination Loan Score : 839

KEY SBRI ATTRIBUTES

Total Balance 15,476,883.00		Total Open SBRI Accounts 93		Number Of Total Accounts Ever Cycle 2+ 16	
Credit Card Total Balance	244,192.00	Total Exposure	39,964,594.00	Time since most recent Cycle 2 on all accounts	41 Months
Lease Agreement Total Balance	151,535.00	Maximum Age of All Open Accounts	460.00 Months	Worst Delinquent All Accounts	
Loan Total Balance	10,188,074.00	Total Available Credit - Credit Card	9,646,925.00	Past 1-3 Months	Charge Off
		Total Available Credit - Lines of Credit	14,840,785.00	Past 1-12 Months	Charge Off

ACCOUNT SUMMARIES

Total Current Balance	15,476,884
Total Past Due	15,322,319
Total Past Due Cycle 1	45,872
Total Past Due Cycle 2	0
Total Past Due Cycle 3	0
Total Past Due Cycle 4	0

Total Past Due Cycle 5

15,276,445

Total Charge Off Amount

1,098,604

Type	Lender	Date Reported	Open Date	Closed Date	Total Payments	Original Amount/Current Credit Line	Current Balance	Total Current Balance	Total Past Due	Past Due Cycle 1	Past Due Cycle 2	Past Due Cycle 3	Past Due Cycle 4	Past Due Cycle 5	Charge-Off Amount
Credit Cards		12/15/2018	08/29/2011		70	4,000,000	0	244,193	0	0	0	0	0	0	
Lease Agreement		12/15/2010	03/27/1996		0		0	151,535	0	0	0	0	0	0	44,119
Credit Cards		01/15/2022	01/31/1994		0	0	0	244,193	0	0	0	0	0	0	
Lease Agreement		01/15/2022	06/11/2001		0		0	151,535	0	0	0	0	0	0	25,462
Credit Cards		01/15/2022	02/24/1999		279	80,000	1	244,193	0	0	0	0	0	0	
Credit Cards		06/15/2012	03/03/1997		0	0	0	244,193	0	0	0	0	0	0	38,019
Credit Cards		01/15/2022	12/04/1998		281	23,000	4,000	244,193	0	0	0	0	0	0	
Credit Cards		07/15/2014	09/24/2001		156	150,000	0	244,193	0	0	0	0	0	0	
Lease Agreement		01/15/2022	03/16/1999		0		0	151,535	0	0	0	0	0	0	
Lease Agreement		12/15/2006	03/25/1999		94		0	151,535	0	0	0	0	0	0	
Lease Agreement		01/15/2022	01/27/2003		0		0	151,535	0	0	0	0	0	0	
Lease Agreement		09/15/2014	11/29/2007		0		0	151,535	0	0	0	0	0	0	0
Credit Cards		01/15/2022	07/15/1998		286	250,000	0	244,193	0	0	0	0	0	0	
Credit Cards		01/15/2017	10/13/2011		62	50,000	0	244,193	0	0	0	0	0	0	
Credit Cards		11/15/2015	08/11/2011		48	5,000	0	244,193	0	0	0	0	0	0	
Credit Cards		10/15/2018	09/13/1994		0	0	0	244,193	0	0	0	0	0	0	
Term Loan		01/15/2022	11/29/2007		0		0	10,188,074	0	0	0	0	0	0	140,447
Credit Cards		10/15/2018	09/13/1994		0	0	0	244,193	0	0	0	0	0	0	
Term Loan		06/15/2012	05/03/1999		0		0	10,188,074	0	0	0	0	0	0	-9,806
Credit Cards		10/15/2018	09/13/1994		0	0	0	244,193	0	0	0	0	0	0	
Term Loan		12/15/2013	06/26/1992		244		0	10,188,074	0	0	0	0	0	0	
Lease Agreement		09/15/2014	10/26/2001		157		0	151,535	0	0	0	0	0	0	
Term Loan		09/15/2014	07/14/2009		61		0	10,188,074	0	0	0	0	0	0	
Lease Agreement		01/15/2022	03/27/2008		158		0	151,535	0	0	0	0	0	0	
Term Loan		04/15/2012	09/29/2005		61		0	10,188,074	0	0	0	0	0	0	
Lease Agreement		01/15/2022	08/22/2002		236		97,020	151,535	571	571	0	0	0	0	
Term Loan		01/15/2022	04/21/1997		0		0	10,188,074	0	0	0	0	0	0	
Lease Agreement		12/15/2017	05/25/2011		64		0	151,535	0	0	0	0	0	0	
Term Loan		01/15/2022	12/08/2003		13		0	10,188,074	0	0	0	0	0	0	
Term Loan		06/15/2012	05/18/2001		135		0	10,188,074	0	0	0	0	0	0	
Term Loan		06/15/2012	05/29/2009		0		0	10,188,074	0	0	0	0	0	0	80,848
Term Loan		06/15/2012	02/16/2001		122		0	10,188,074	0	0	0	0	0	0	
Term Loan		01/15/2022	09/27/1999		0		0	10,188,074	0	0	0	0	0	0	
Term Loan		01/15/2022	05/26/2006		120		0	10,188,074	0	0	0	0	0	0	
Term Loan		01/15/2022	10/30/2007		63		2,793,374	10,188,074	2,793,374	15	0	0	0	0	2,793,359
Term Loan		07/15/2019	06/24/2009		123		0	10,188,074	0	0	0	0	0	0	
Term Loan		06/15/2017	12/19/2001		183		0	10,188,074	0	0	0	0	0	0	
Term Loan		06/15/2012	07/01/2003		49		0	10,188,074	0	0	0	0	0	0	
Term Loan		01/15/2022	08/10/2006		0		0	10,188,074	0	0	0	0	0	0	
Term Loan		05/15/2018	12/10/2001		182		0	10,188,074	0	0	0	0	0	0	
Term Loan		06/15/2012	12/28/1998		90		0	10,188,074	0	0	0	0	0	0	
Lease Agreement		01/15/2022	09/23/1996		0		0	151,535	0	0	0	0	0	0	
Lease Agreement		01/15/2022	02/22/2007		181		54,115	151,535	0	0	0	0	0	0	
Lease Agreement		06/15/2014	03/29/2006		100		0	151,535	0	0	0	0	0	0	
Lease Agreement		01/15/2022	03/27/1995		0		0	151,535	0	0	0	0	0	0	
Term Loan		01/15/2022	10/07/1983		0		0	10,188,074	0	0	0	0	0	0	
Lease Agreement		01/15/2017	10/30/1996		0		0	151,535	0	0	0	0	0	0	
Term Loan		01/15/2022	02/26/2002		0		0	10,188,074	0	0	0	0	0	0	
Lease Agreement		01/15/2022	09/17/1998		0		0	151,535	0	0	0	0	0	0	27,335
Term Loan		01/15/2022	05/15/2007		59		1,325,833	10,188,074	1,325,833	18,917	0	0	0	0	1,306,916
Lease Agreement		03/15/2018	02/20/2007		135		0	151,535	0	0	0	0	0	0	
Term Loan		02/15/2016	09/18/2006		98		0	10,188,074	0	0	0	0	0	0	
Lease Agreement		01/15/2022	06/30/1997		0		0	151,535	0	0	0	0	0	0	
Term Loan		01/15/2022	01/08/2004		162		1,261,853	10,188,074	1,261,853	0	0	0	0	0	1,261,853
Lease Agreement		10/15/2012	10/04/2001		49		0	151,535	0	0	0	0	0	0	
Term Loan		01/15/2022	06/19/2008		72		2,252,963	10,188,074	2,252,963	0	0	0	0	0	2,252,963
Lease Agreement		06/15/2016	08/04/2009		42		0	151,535	0	0	0	0	0	0	
Term Loan		11/15/2014	09/12/2011		37		0	10,188,074	0	0	0	0	0	0	
Term Loan		06/15/2016	01/08/2008		94		0	10,188,074	0	0	0	0	0	0	
Term Loan		01/15/2017	09/10/2009		78		0	10,188,074	0	0	0	0	0	0	
Term Loan		01/15/2022	10/21/2005		72		2,554,051	10,188,074	2,554,051	0	0	0	0	0	2,554,051
Lease Agreement		01/15/2017	12/31/1996		0		0	151,535	0	0	0	0	0	0	
Lease Agreement		01/15/2022	05/24/1999		276		400	151,535	400	400	0	0	0	0	
Lease Agreement		01/15/2022	06/14/2006		0		0	151,535	0	0	0	0	0	0	

Type	Lender	Date Reported	Open Date	Closed Date	Total Payments	Original Amount/Current Credit Line	Current Balance	Total Current Balance	Total Past Due	Past Due Cycle 1	Past Due Cycle 2	Past Due Cycle 3	Past Due Cycle 4	Past Due Cycle 5	Charge-Off Amount
Lease Agreement		06/15/2012	11/25/2002		116		0	151,535	0	0	0	0	0	0	
Term Loan		07/15/2014	10/30/2007		64		0	10,188,074	0	0	0	0	0	0	
Lease Agreement		10/15/2012	03/08/2002		129		0	151,535	0	0	0	0	0	0	
Lines of Credit		01/15/2022	07/16/2009		32	1,885,000	1,434,421	4,893,082	1,434,421	1,204	0	0	0	1,433,217	
Lease Agreement		04/15/2013	08/29/2001		142		0	151,535	0	0	0	0	0	0	
Lines of Credit		01/15/2022	02/27/2012		120	3,503,599	0	4,893,082	0	0	0	0	0	0	
Lease Agreement		01/15/2022	05/27/1998		288		0	151,535	0	0	0	0	0	0	
Lines of Credit		01/15/2022	05/31/2007		63	7,000,000	3,223,067	4,893,082	3,223,067	3,170	0	0	0	3,219,896	
Lease Agreement		05/15/2013	05/22/2006		67		0	151,535	0	0	0	0	0	0	
Lines of Credit		03/15/2018	12/23/2011		76	3,870,235	0	4,893,082	0	0	0	0	0	0	
Lease Agreement		01/15/2022	05/20/1999		0		0	151,535	0	0	0	0	0	0	
Lines of Credit		09/15/2016	06/29/2011		64	2,924,000	0	4,893,082	0	0	0	0	0	0	
Lease Agreement		10/15/2012	10/31/2008		32		0	151,535	0	0	0	0	0	0	
Lines of Credit		01/15/2022	12/18/2009		0	0	0	4,893,082	0	0	0	0	0	0	23,950
Lines of Credit		01/15/2022	07/03/2009		30	551,033	235,594	4,893,082	235,594	1,454	0	0	0	234,139	
Credit Cards		02/15/2015	10/28/2005		0	0	0	244,193	0	0	0	0	0	0	704,854
Credit Cards		08/15/2014	04/13/2011		0	0	0	244,193	0	0	0	0	0	0	
Lease Agreement		01/15/2022	02/23/1995		327		0	151,535	0	0	0	0	0	0	
Lease Agreement		01/15/2022	06/01/1987		0		0	151,535	0	0	0	0	0	0	1,867
Lease Agreement		05/15/2019	07/15/2003		193		0	151,535	0	0	0	0	0	0	
Lease Agreement		03/15/2012	09/27/2005		61		0	151,535	0	0	0	0	0	0	
Credit Cards		09/15/2014	05/02/2003		122	2,700,000	0	244,193	0	0	0	0	0	0	
Lease Agreement		06/15/2012	02/28/2001		0		0	151,535	0	0	0	0	0	0	1,726
Credit Cards		03/15/2014	01/16/2007		78	2,250,000	0	244,193	0	0	0	0	0	0	
Lease Agreement		10/15/2012	05/14/2008		37		0	151,535	0	0	0	0	0	0	
Credit Cards		01/15/2022	09/28/2004		91	383,118	240,192	244,193	240,192	20,141	0	0	0	220,051	
Lease Agreement		05/15/2012	04/10/2008		50		0	151,535	0	0	0	0	0	0	
Credit Cards		01/15/2022	09/13/1994		0	0	0	244,193	0	0	0	0	0	0	
Lease Agreement		12/15/2010	02/19/1999		0		0	151,535	0	0	0	0	0	0	19,783

Detailed Trade Risk Insight™

Detailed Trade Risk Insight provides detailed updates on over 1.5 billion commercial trade experiences collected from more than 260 million unique supplier/purchaser relationships.

DAYS BEYOND TERMS - PAST 3 & 12 MONTHS

There is not sufficient reported trading activity to generate 3 month Days Beyond Terms (a minimum of 3 trade experiences from at least 2 companies).

There is not sufficient reported trading activity to generate 12 month Days Beyond Terms (a minimum of 3 trade experiences from at least 2 companies).

DEROGATORY EVENTS LAST MONTHS FROM TO

No Derogatory trade Event has been reported on this company for the past 13 Months

TOTAL AMOUNT CURRENT AND PAST DUE - MONTH TREND FROM TO

Status

Total

Current

1-30 Days Past Due

31-60 Days Past Due


61-90 Days Past Due

91+ Days Past Due

Risk Assessment

D&B RISK ASSESSMENT

OVERALL BUSINESS RISK



MAXIMUM CREDIT RECOMMENDATION

US\$ 175,000

The recommended limit is based on a moderately low probability of severe delinquency.

Dun & Bradstreet thinks...

- Overall assessment of this organization over the next 12 months: **STABLE CONDITION**
- Based on the predicted risk of business discontinuation: **LIKELIHOOD-OF-CONTINUED-OPERATIONS**
- Based on the predicted risk of severely delinquent payments: **MODERATE POTENTIAL FOR SEVERELY DELINQUENT PAYMENTS**

D&B VIABILITY RATING SUMMARY

The D&B Viability Rating uses D&B's proprietary analytics to compare the most predictive business risk indicators and deliver a highly reliable assessment of the probability that a company will go out of business, become dormant/inactive, or file for bankruptcy/insolvency within the next 12 months. The D&B Viability Rating is made up of 4 components:

Viability Score

Compared to All US Businesses within the D&B Database:

- Level of Risk: **Low Risk**
- Businesses ranked **1** have a probability of becoming no longer viable: **0.2 %**
- Percentage of businesses ranked **1**: **0.3 %**
- Across all US businesses, the average probability of becoming no longer viable: **14 %**

Portfolio Comparison

Compared to All US Businesses within the same MODEL SEGMENT:

- Model Segment : **Available Financial Data**
- Level of Risk: **Low Risk**
- Businesses ranked **4** within this model segment have a probability of becoming no longer viable: **0.3 %**
- Percentage of businesses ranked **4** with this model segment: **13 %**
- Within this model segment, the average probability of becoming no longer viable: **0.6 %**

Data Depth Indicator

Data Depth Indicator:

- ✓ Rich Firmographics
- ✓ Extensive Commercial Trading Activity
- ✓ Comprehensive Financial Attributes

Greater data depth can increase the precision of the D&B Viability Rating assessment.

To help improve the current data depth of this company, you can ask D&B to make a personalized request to this company on your behalf to obtain its latest financial information. To make the request, click the link below. Note, the company must be saved to a folder before the request can be made.

Request Financial Statements

Reference the FINANCIALS tab for this company to monitor the status of your request.

Company Profile:

Company Profile Details:

- Financial Data: **True**
- Trade Payments: **Available: 3+Trade**
- Company Size: **Large: Employees:50+ or Sales: \$500K+**
- Years in Business: **Established: 5+**

A

Financial Data	Trade Payments	Company Size	Years in Business
True	Available: 3+Trade	Large	Established

FAILURE SCORE FORMERLY FINANCIAL STRESS SCORE



- Composite credit appraisal is rated limited
- Low proportion of satisfactory payment experiences to total payment experiences
- Negative change in net worth
- UCC Filings reported
- Unstable Paydex over last 12 months

Level of Risk Moderate	Raw Score 1479	Probability of Failure 0.24 %	Average Probability of Failure for Businesses in D&B Database 0.48	Class 3
----------------------------------	--------------------------	---	--	-------------------

Business and Industry Trends

△ FAILURE SCORE □ Industry Median Quartile

BUSINESS AND INDUSTRY COMPARISON

Selected Segments of Business Attributes

Norms	National %
This Business	52
Region:(PACIFIC)	33
Industry:MANUFACTURING	56
Employee range:(100-499)	69
Years in Business:(26+)	81

DELINQUENCY SCORE FORMERLY COMMERCIAL CREDIT SCORE



- Proportion of slow payments in recent months
- Proportion of past due balances to total amount owing
- Higher risk industry based on delinquency rates for this industry
- Evidence of open suits and judgments

Level of Risk Moderate	Raw Score 512	Probability of Delinquency 4.87 %	Compared to Businesses in D&B Database 10.2 %	Class 3
----------------------------------	-------------------------	---	---	-------------------

Business and Industry Trends


△ DELINQUENCY SCORE □ Industry Median Quartile

BUSINESS AND INDUSTRY COMPARISON

Selected Segments of Business Attributes

Norms	National %
This Business	59
Region:(PACIFIC)	36
Industry:MANUFACTURING	37
Employee range:(100-499)	86
Years in Business:(26+)	69

D&B PAYDEX




When weighted by amount, Payments to suppliers average 5 days beyond terms

- High risk of late payment (Average 30 to 120 days beyond terms)
- Medium risk of late payment (Average 30 days or less beyond terms)
- Low risk of late payment (Average prompt to 30+ days sooner)

Industry Median 78
Equals 3 Days Beyond Terms

D&B 3 MONTH PAYDEX



Based on payments collected 3 months ago.
When weighted by amount, Payments to suppliers average 5 days beyond terms

- High risk of late payment (Average 30 to 120 days beyond terms)
- Medium risk of late payment (Average 30 days or less beyond terms)
- Low risk of late payment (Average prompt to 30+ days sooner)

Industry Median 77
Equals 5 Days Beyond Terms

Business and Industry Trends

2752 - Lithographic commercial printing

△ PAYDEX □ Industry Lower Quartile ○ Industry Median Quartile * Industry Upper Quartile

Equals

D&B RATING

Current Rating as of 07/28/2021

Financial Strength 3A : USD 1,000,000 to USD 9,999,999 in Net Worth or Equity	Risk Indicator 4 : Higher than Average Risk
--	--

Trade Payments

TRADE PAYMENTS SUMMARY (Based on 24 months of data)

Overall Payment Behaviour
5
Days Beyond Terms

Highest Now Owning:
US\$ 10,000


% of Trade Within Terms
90%

Total Trade Experiences:
16
Largest High Credit:
US\$ 15,000
Average High Credit:
US\$ 7,000

Highest Past Due
US\$ 2,500

Total Unfavorable Comments :
0
Largest High Credit:
US\$ 0
Total Placed in Collections:
0
Largest High Credit:
US\$ 0

D&B PAYDEX




When weighted by amount, Payments to suppliers average 5 days beyond terms

- High risk of late payment (Average 30 to 120 days beyond terms)
- Medium risk of late payment (Average 30 days or less beyond terms)
- Low risk of late payment (Average prompt to 30+ days sooner)

Industry Median 78
Equals 3 Days Beyond Terms

D&B 3 MONTH PAYDEX



Based on payments collected 3 months ago.
When weighted by amount, Payments to suppliers average 5 days beyond terms

- High risk of late payment (Average 30 to 120 days beyond terms)
- Medium risk of late payment (Average 30 days or less beyond terms)
- Low risk of late payment (Average prompt to 30+ days sooner)

Industry Median 77
Equals 5 Days Beyond Terms

BUSINESS AND INDUSTRY TRENDS

Based on 24 months of data

2752 - Lithographic commercial printing

△ PAYDEX □ Industry Lower Quartile ○ Industry Median Quartile ✱ Industry Upper Quartile

	4/20	5/20	6/20	7/20	8/20	9/20	10/20	11/20	12/20	1/21	2/21	3/21	4/21	5/21	6/21	7/21	8/21	9/21	10/21	11/21	12/21	1/22	2/22	Current 2022
This Business	68	68	68	68	68	68	68	66	66	66	61	67	65	67	67	68	68	70	69	72	61	62	77	77
Industry Quartile																								
Upper	-	-	79	-	-	79	-	-	79	-	-	79	-	-	79	-	-	79	-	-	79	-	-	-
Median	-	-	76	-	-	76	-	-	77	-	-	77	-	-	77	-	-	77	-	-	78	-	-	-
Lower	-	-	68	-	-	69	-	-	70	-	-	70	-	-	71	-	-	73	-	-	70	-	-	-

TRADE PAYMENTS BY CREDIT EXTENDED (Based on 12 months of data)

Range of Credit Extended (US\$)	Number of Payment Experiences	Total Value	% Within Terms
100,000 & over	0	US\$ 0	0
50,000 - 99,999	0	US\$ 0	0
15,000 - 49,999	2	US\$ 30,000	100
5,000 - 14,999	11	US\$ 70,000	89
1,000 - 4,999	2	US\$ 5,000	75
Less than 1,000	0	US\$ 0	0

TRADE PAYMENTS BY INDUSTRY (BASED ON 24 MONTHS OF DATA)

Collapse All | Expand All

Industry Category-	Number of Payment Experiences	Largest High Credit (US\$)	% Within Terms (Expand to View)	1 - 30 Days Late (%)	31 - 60 Days Late (%)	61 - 90 Days Late (%)	91 + Days Late (%)
--------------------	-------------------------------	----------------------------	---------------------------------	----------------------	-----------------------	-----------------------	--------------------

▼55 - Automotive Dealers and Gasoline Service Stations	5	15,000	100	0	0	0	0
5599 - Ret misc vehicles	5	15,000	100	0	0	0	0
▼65 - Real Estate	5	15,000	82	18	0	0	0
6531 - Real estate agent/mgr	5	15,000	82	18	0	0	0
▼75 - Automotive Repair, Services and Parking	5	7,500	91	0	9	0	0
7532 - Car body repair/paint	5	7,500	91	0	9	0	0

TRADE LINES

Date of Experience	Payment Status	Selling Terms	High Credit (US\$)	Now Owes (US\$)	Past Due (US\$)	Months Since Last Sale
01/22	Pays Promptly	-	15,000	7,500	0	1
01/22	Pays Promptly	-	15,000	10,000	2,500	1
01/22	Pays Promptly	-	10,000	7,500	0	1
01/22	Pays Promptly	-	7,500	7,500	0	1
01/22	Pays Promptly	-	7,500	7,500	250	1
01/22	Pays Promptly	-	5,000	5,000	0	1
01/22	Pays Promptly	-	5,000	5,000	0	1
01/22	Pays Promptly	-	5,000	2,500	0	1
01/22	Pays Promptly	-	5,000	5,000	0	1
01/22	Pays Promptly	-	5,000	5,000	0	1
01/22	Pays Promptly	-	2,500	2,500	0	1
01/22	Pays Prompt to Slow 30+	-	10,000	10,000	2,500	1
01/22	Pays Prompt to Slow 30+	-	2,500	2,500	500	1
01/22	Pays Prompt to Slow 60+	-	5,000	2,500	0	1
01/22	-	Cash account	0	0	0	Between 6 and 12 Months

OTHER PAYMENT CATEGORIES

Other Payment Categories	Experience	Total Amount
Cash experiences	1	US\$ 0
Payment record unknown	0	US\$ 0
Unfavorable comments	0	US\$ 0
Placed for collections	0	US\$ 0
Total in D&B's file	16	US\$ 105,000

Corporate Linkage

Increase your understanding of the links and risks between your customers and suppliers with D&B's Interactive Global Family Tree

SUBSIDIARIES (INTERNATIONAL)

Company	City , Country or Region	D-U-N-S® NUMBER
KENTMORE CLOTHING (MANUFACTURING) PTY LTD	MELBOURNE , AUSTRALIA	75-468-3795

This information may not be reproduced in whole or in part by any means of reproduction.

Legal Events

The following Public Filing data is for information purposes only and is not the official record. Certified copies can only be obtained from the official source.

Bankruptcies	Judgements	Liens	Suits	UCCs
No	1 Latest Filing: 01/01/2014	0 Latest Filing: -	1 Latest Filing: 02/01/2014	3 Latest Filing: 06/29/2021

EVENTS

Judgement - Court Judgement

Filing Date	01/01/2014
Filing Number	123456
Status	Unsatisfied
Date Status Attained	01/01/2014
Received Date	04/07/2014
Award	US\$ 700
Debtors	GORMAN MANUFACTURING COMPANY INC - TEST CASE
Creditors	ABC MANUFACTURING - TEST CASE
Court	Los Angeles, County Of, Norwalk, CA

Suit

Filing Date	02/01/2014
Filing Number	99999
Status	Pending
Date Status Attained	02/01/2014
Received Date	04/07/2014
Amount	US\$ 750
Plaintiffs	TEST CASE
Defendant	GORMAN MANUFACTURING INC - TEST CASE
Court	Supreme Court Of The State Of Tennessee, Knoxville, TN

UCC Filing - Original

Filing Date	06/29/2021
Filing Number	21-7374802
Received Date	08/10/2021
Collateral	Leased Unspecified
Secured Party	GMW CONTRACTOR EQUIPMENT FINANCE, OMAHA, NE
Debtors	GORMAN MANUFACTURING
Filing Office	SECRETARY OF STATE/UCC DIVISION, MONTGOMERY, AL

UCC Filing - Original

Filing Date	01/01/2014
Filing Number	77777
Received Date	05/03/2014
Secured Party	VAL MAGEE - TEST, ALLENTOWN, PA
Debtors	GORMAN MANUFACTURING COMPANY INC - TEST CASE
Filing Office	SECRETARY OF STATE/UCC DIVISION, HARRISBURG, PA

UCC Filing - Original

Filing Date	01/01/2014
Filing Number	55555
Received Date	01/03/2014
Secured Party	TEST CASE BUSINESS 1
Debtors	GORMAN MANUFACTURING COMPANY
Debtors	and OTHERS
Filing Office	SECRETARY OF STATE/UCC DIVISION, HARRISBURG, PA

The public record items contained in this report may have been paid, terminated, vacated or released prior to the date this report was printed. This information may not be reproduced in whole or in part by any means of reproduction.

There may be additional UCC Filings in D&Bs file on this company available by contacting 1-800-234-3867.

There may be additional suits, liens, or judgments in D&B's file on this company available in the U.S. Public Records Database, also covered under your contract. If you would like more information on this database, please contact the Customer Resource Center at 1-800-234-3867.

If it is indicated that there are defendants other than the report subject, the lawsuit may be an action to clear title to property and does not necessarily imply a claim for money against the subject.

Special Events

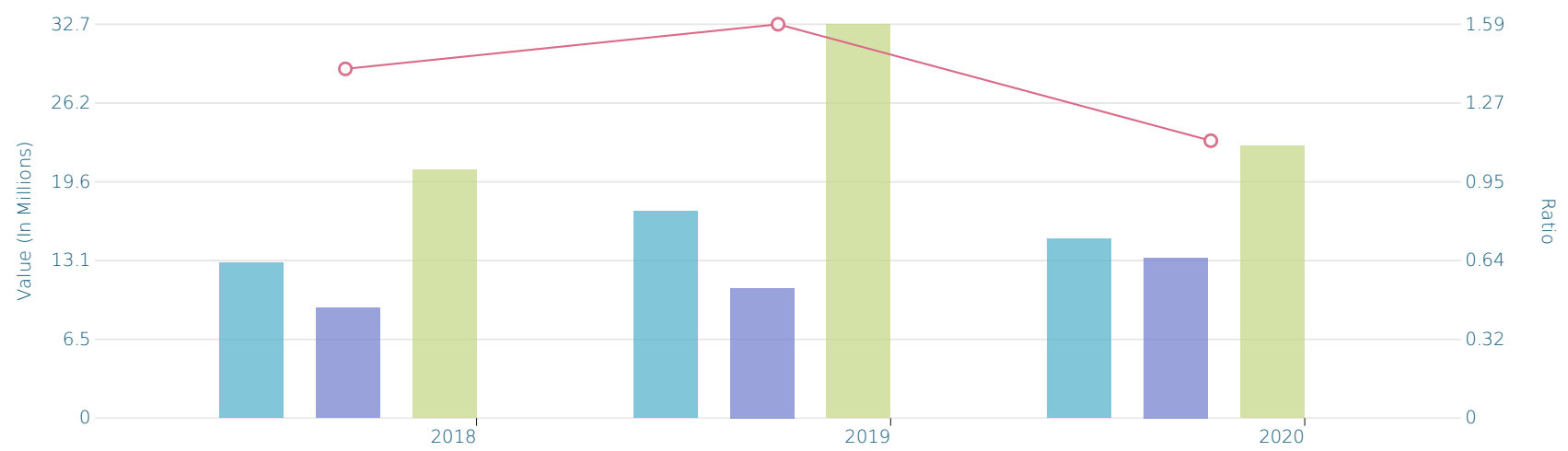
There are no Special Events recorded for this business.

Financials - D&B

Financials

Source: D&B | Currency: All figures shown in USD unless otherwise stated

FINANCIAL STATEMENT COMPARISON



	Fiscal Consolidated 12/31/2020	Fiscal Consolidated 12/31/2019	Fiscal Consolidated 12/31/2018	Last 3 years
Current Assets	14,873,848	17,159,208	12,893,374	■ ■ ■
Current Liabilities	13,330,292	10,793,087	9,168,479	■ ■ ■
Tangible Net Worth	3,017,325	4,110,181	3,518,947	■ ■ ■
Sales	20,599,870	32,698,577	22,589,957	■ ■ ■
Net Income	1,662,346	3,189,738	1,397,498	■ ■ ■
Current Ratio	1.12	1.59	1.41	■ ■ ■
Working Capital	1,543,556	6,366,121	3,724,895	■ ■ ■
Other Assets	5,043,659	2,307,502	2,004,111	■ ■ ■
Long Term Liabilities	3,569,890	4,563,442	2,210,059	■ ■ ■

STATEMENT INFORMATION

Source Information	Prepared from statement(s) by Accountant: Johnson, Jordan & Jones CPAs.
Statement Explanation	Fixed assets shown net less \$309,540 depreciation.
Reporter Comments	On February 2, 2022, the report was updated using available sources.

Financials

Source: D&B | Currency: All figures shown in USD unless otherwise stated

BALANCE SHEET

Balance Sheet




Assets






Current Assets	Fiscal 12/31/2020	
Accounts Receivable	USD 3,460,420	■
Cash	USD 6,623,455	■
Inventory	USD 4,789,973	■
Total Current Assets	USD 14,873,848	

Long Term Assets	Fiscal 12/31/2020	
Deposits	USD 300,000	■
Property, Plant, Fixtures & Equipment	USD 1,255,339	■
Investments	USD 3,488,320	■
Total Assets	USD 19,917,507	

Liabilities

Total Current Liabilities	Fiscal 12/31/2020	

	Fiscal 12/31/2020	
Total Current Liabilities		
Accruals	USD 4,569,895	
Current Portion Of Long Term Debt	USD 2,890,865	
Accounts Payable	USD 5,869,532	
Total Current Liabilities	USD 13,330,292	

	Fiscal 12/31/2020	
Long Term Liabilities		
Common Stock	USD 50,000	
Other Long Term Liabilities	USD 3,569,890	
Net Worth	USD 1,859,221	
Retained Earnings	(USD 891,896)	
Additional Paid In Capital / Capital Surplus	USD 2,000,000	
Total Liabilities & Net Worth	USD 19,917,507	

PROFIT AND LOSS INFORMATION

Date	Description
12/31/2020	From JAN 01 2020 to DEC 31 2020 annual sales \$20,599,870; cost of goods sold \$11,558,967. Gross profit \$9,040,903; operating expenses \$7,775,986. Operating income \$1,264,917; other income \$653,321; net income before taxes \$1,918,238; Federal income tax \$255,892. Net income \$1,662,346.

Financial Ratios

Source: D&B | Currency: All figures shown in USD unless otherwise stated

KEY BUSINESS RATIOS

Statement date	Based on Number of Establishments				
12/31/2020	11	Ratio for the business	Industry Median	Industry Quartile	
Profitability					
		Return On Assets	8.3	9.3	3
		Return on Net Worth	55.1	33.1	1
		Return on Sales	8.1	8.1	2
Short Term Solvency					
		Current Liabilities to Inventory	278.3	298.0	1
		Current Liabilities Over Net Worth	441.8	79.5	1
		Current Ratio	1.1	1.9	3
		Quick Ratio (excl. Short Term Investments)	0.8	1.5	3
Efficiency					
		Accounts Payable to Sales	28.5	8.9	1
		Assets Over Sale	96.7	75.6	1
		Collection Period	61.3	49.6	1
		Sales to Inventory	4.3	10.3	4
		Sales Over Net Working Capital	13.3	4.1	2
Utilization					

	Ratio for the business	Industry Median	Industry Quartile
Total Liabilities Over Net Worth	560.1	107.8	1

Supplier Evaluation Risk Rating

SUPPLIER EVALUATION RISK RATING	
Probability of Ceased Operations/Becoming Inactive	
Probability of Supplier Ceased Operations/Becoming Inactive	3.06% (306 PER 10,000)
Average Probability of Supplier Ceased Operations/Becoming Inactive	5.6% (560 PER 10,000)
% of US Business with SER Rating	12%

Key Commentary

The business has a Supplier Evaluation Risk(SER) Rating that shows:

- Change in net worth
- Business belongs to an industry with above average risk of ceasing operations or becoming inactive
- Total Liabilities to Net Worth influencing the score

Company Profile

COMPANY OVERVIEW		
D-U-N-S 80-473-5132	Mailing Address UNITED STATES	Annual Sales US\$ 20,599,870
Legal Form Corporation (US)	Telephone +1 (650) 555-0000	Net Worth US\$ 3,017,325
History Record Clear	Present Control Succeeded 1985	Employees 153 (120 here)
Date Incorporated 05/21/1985	SIC 27520000	Age (Year Started) 36 Years (1985)
Business Commenced On 1985	NAICS 323111	Named Principal Leslie Smith, PRES
State of Incorporation CALIFORNIA		Line of Business Lithographic commercial printing
Ownership Not publicly traded		



BUSINESS REGISTRATION	
Corporate and business registrations reported by the secretary of state or other official source as of: - This data is for informational purposes only, certification can only be obtained through the Office of the Secretary of State.	
Registered Name	Gorman Manufacturing Company, Inc.
Corporation Type	Corporation (US)
State of Incorporation	CALIFORNIA
Date Incorporated	05/21/1985
Registration ID	testcase102

Filing Date 05/21/1985
Where Filed SECRETARY OF STATE/CORPORATIONS DIVISION

PRINCIPALS

Officers

LESLIE SMITH, PRES
KEVIN J HUNT, SEC-TREAS

Directors

DIRECTOR(S): THE OFFICER(S)

COMPANY EVENTS

The following information was reported on: 02/02/2022

The California Secretary of State's business registrations file showed that Gorman Manufacturing Company, Inc. was registered as a Corporation on May 21, 1985.

Business started 1985 by Leslie Smith and Kevin J Hunt. 60% of capital stock is owned by Leslie Smith. 40% of capital stock is owned by Kevin J Hunt.

LESLIE SMITH born 1946. Graduated from the University of California, Los Angeles, CA, in June 1967 with a BS degree in Business Management. 1967-85 General Manager for Raymor Printing Co, San Francisco, CA. 1985 formed subject with Kevin J Hunt. 1985 to present active as Principal in Gorman Affiliate Ltd, San Francisco, CA.

KEVIN J HUNT born 1945. Graduated from Northwestern University, Evanston, IL in June 1966. 1966-1985 was General Manager for Raymor Printing Co, San Francisco, CA. 1985 formed subject with Leslie Smith. 1985 to present active as Principal in Gorman Affiliate Ltd, San Francisco, CA.

AFFILIATE: The following is related through common principals, management and/or ownership. Gorman Affiliate Ltd, San Francisco, CA, started 1985. Operates as commercial printer. Intercompany relations: None reported by management.

BUSINESS ACTIVITIES AND EMPLOYEES

The following information was reported on: 02/02/2022

Business Information

Description Engaged in commercial lithographic printing (100%).
Terms are Net 30 days. Has 240 account(s). Sells to commercial concerns. Territory : United States.

Employees 153 which includes officer(s). 120 employed here.

Financing Status Secured

Financial Condition Fair

Seasonality Nonseasonal.

Facilities Occupies premises in a one story cinder block building.

Location Central business section on well traveled street.

Related Concerns

SIC/NAICS Information

Industry Code	Description	Percentage of Business
---------------	-------------	------------------------

2752	Lithographic commercial printing	-
------	----------------------------------	---

27520000	Commercial printing, lithographic	-
----------	-----------------------------------	---

NAICS Codes	NAICS Description
-------------	-------------------

323111	Commercial Printing (except Screen and Books)
--------	---

GOVERNMENT ACTIVITY

Activity Summary

Activity Summary

Borrower(Dir/Guar)	Yes
Administrative Debt	Yes
Contractor	Yes
Grantee	Yes
Party excluded from federal program(s)	Yes

Associations

All Credit Files Created from this D&B Live Report

All Credit Files with Same D-U-N-S® Number as this D&B Live Report

ALL CREDIT FILES CREATED FROM THIS D&B LIVE REPORT

Company Name	Type	Status	Date Created
No data found			

ALL CREDIT FILES WITH SAME D-U-N-S® NUMBER AS THIS D&B LIVE REPORT

Company Name	Type	Status	Date Created
GORMAN MANUFACTURING COMPANY, INC.	Snapshot D-U-N-S Number 80-473-5132	Saved	03/18/2010
GORMAN MANUFACTURING COMPANY, INC.	Snapshot D-U-N-S Number 80-473-5132	Saved	09/23/2010
GORMAN MANUFACTURING COMPANY, INC.	Snapshot D-U-N-S Number 80-473-5132	Saved	11/01/2010
Gorman Manufacturing	Application - #FCLC989PT	Further Review Required	11/16/2010
GORMAN MANUFACTURING COMPANY, INC.	Snapshot D-U-N-S Number 80-473-5132	Saved	11/18/2010
GORMAN MANUFACTURING COMPANY, INC.	Snapshot D-U-N-S Number 80-473-5132	Saved	01/20/2011
GORMAN MANUFACTURING COMPANY, INC.	Snapshot D-U-N-S Number 80-473-5132	Saved	02/18/2011
GORMAN MANUFACTURING COMPANY, INC.	Snapshot D-U-N-S Number 80-473-5132	Saved	03/03/2011
GORMAN MANUFACTURING COMPANY, INC.	Snapshot D-U-N-S Number 80-473-5132	Saved	03/21/2011
Gorman MFG	Application - #FCWJWTV5N	Further Review Required	05/27/2011
GORMAN MANUFACTURING COMPANY, INC.	Snapshot D-U-N-S Number 80-473-5132	Saved	05/27/2011
GORMAN MANUFACTURING COMPANY, INC.	Snapshot D-U-N-S Number 80-473-5132	Saved	06/13/2011
GORMAN MANUFACTURING COMPANY, INC.	Snapshot D-U-N-S Number 80-473-5132	Saved	01/17/2012
GORMAN MANUFACTURING COMPANY, INC.	Application - #FCQNN5458	Declined	03/29/2012
GORMAN MANUFACTURING COMPANY, INC.	Application - #FCQQC4B4K	Declined	03/30/2012
GORMAN MANUFACTURING COMPANY, INC.	Snapshot D-U-N-S Number 80-473-5132	Saved	05/11/2012
GORMAN MANUFACTURING COMPANY, INC.	Snapshot D-U-N-S Number 80-473-5132	Saved	05/16/2012
GORMAN MANUFACTURING COMPANY, INC.	Snapshot D-U-N-S Number 80-473-5132	Saved	08/30/2012
GORMAN MANUFACTURING COMPANY, INC.	Snapshot D-U-N-S Number 80-473-5132	Saved	11/19/2012
GORMAN MANUFACTURING COMPANY, INC.	Snapshot D-U-N-S Number 80-473-5132	Saved	01/11/2013
GORMAN MANUFACTURING COMPANY, INC.	Snapshot D-U-N-S Number 80-473-5132	Saved	01/11/2013
GORMAN MANUFACTURING COMPANY, INC.	Snapshot D-U-N-S Number 80-473-5132	Saved	02/08/2013
GORMAN MANUFACTURING COMPANY, INC.	Snapshot D-U-N-S Number 80-473-5132	Saved	04/02/2013
GORMAN MANUFACTURING COMPANY, INC.	Snapshot D-U-N-S Number 80-473-5132	Saved	07/23/2013
GORMAN MANUFACTURING COMPANY, INC.	Snapshot D-U-N-S Number 80-473-5132	Saved	10/17/2013

Company Name	Type	Status	Date Created
GORMAN MANUFACTURING COMPANY, INC.	Snapshot D-U-N-S Number 80-473-5132	Saved	10/11/2016
GORMAN MANUFACTURING COMPANY, INC.	Snapshot D-U-N-S Number 80-473-5132	Saved	11/10/2016
GORMAN MANUFACTURING COMPANY, INC.	Snapshot D-U-N-S Number 80-473-5132	Saved	01/05/2017
GORMAN MANUFACTURING COMPANY, INC.	Snapshot D-U-N-S Number 80-473-5132	Saved	02/13/2017
GORMAN MANUFACTURING COMPANY, INC.	Snapshot D-U-N-S Number 80-473-5132	Saved	03/08/2017
GORMAN MANUFACTURING COMPANY, INC.	Snapshot D-U-N-S Number 80-473-5132	Saved	03/16/2017
GORMAN MANUFACTURING COMPANY, INC.	Snapshot D-U-N-S Number 80-473-5132	Saved	03/29/2017
GORMAN MANUFACTURING COMPANY, INC.	Snapshot D-U-N-S Number 80-473-5132	Saved	04/10/2017
GORMAN MANUFACTURING COMPANY, INC.	Snapshot D-U-N-S Number 80-473-5132	Saved	04/18/2017
GORMAN MANUFACTURING COMPANY, INC.	Snapshot D-U-N-S Number 80-473-5132	Saved	04/19/2017
GORMAN MANUFACTURING COMPANY, INC.	Snapshot D-U-N-S Number 80-473-5132	Saved	04/19/2017
GORMAN MANUFACTURING COMPANY, INC.	Snapshot D-U-N-S Number 80-473-5132	Saved	05/23/2017
GORMAN MANUFACTURING COMPANY, INC.	Snapshot D-U-N-S Number 80-473-5132	Saved	06/19/2017
GORMAN MANUFACTURING COMPANY, INC.	Snapshot D-U-N-S Number 80-473-5132	Saved	11/21/2017
GORMAN MANUFACTURING COMPANY, INC.	Snapshot D-U-N-S Number 80-473-5132	Saved	03/14/2018
GORMAN MANUFACTURING COMPANY, INC.	Snapshot D-U-N-S Number 80-473-5132	Saved	05/11/2018
GORMAN MANUFACTURING COMPANY, INC.	Snapshot D-U-N-S Number 80-473-5132	Saved	12/11/2018
GORMAN MANUFACTURING COMPANY, INC.	Snapshot D-U-N-S Number 80-473-5132	Saved	02/28/2019
Gorman Manufacturing	Application - #FCN8WQNJ9X	Further Review Required	02/28/2019
Gorman MFG	Application - #FCNW4NKL5Y	Further Review Required	04/02/2019
GORMAN MANUFACTURING COMPANY, INC.	Snapshot D-U-N-S Number 80-473-5132	Saved	05/01/2019
GORMAN MANUFACTURING COMPANY, INC.	Snapshot D-U-N-S Number 80-473-5132	Saved	06/04/2019
GORMAN MANUFACTURING COMPANY, INC.	Snapshot D-U-N-S Number 80-473-5132	Saved	06/19/2019
GORMAN MANUFACTURING COMPANY, INC.	Snapshot D-U-N-S Number 80-473-5132	Saved	07/15/2019
GORMAN MANUFACTURING COMPANY, INC.	Snapshot D-U-N-S Number 80-473-5132	Saved	08/08/2019
GORMAN MANUFACTURING COMPANY, INC.	Snapshot D-U-N-S Number 80-473-5132	Saved	08/13/2019
GORMAN MANUFACTURING COMPANY, INC.	Snapshot D-U-N-S Number 80-473-5132	Saved	10/02/2019
GORMAN MANUFACTURING COMPANY, INC.	Snapshot D-U-N-S Number 80-473-5132	Saved	10/08/2019
GORMAN MANUFACTURING COMPANY, INC.	Snapshot D-U-N-S Number 80-473-5132	Saved	11/14/2019
GORMAN MANUFACTURING COMPANY, INC.	Snapshot D-U-N-S Number 80-473-5132	Saved	12/16/2019
GORMAN MANUFACTURING COMPANY, INC.	Snapshot D-U-N-S Number 80-473-5132	Saved	12/20/2019
GORMAN MANUFACTURING COMPANY, INC.	Snapshot D-U-N-S Number 80-473-5132	Saved	01/15/2020
GORMAN MANUFACTURING COMPANY, INC.	Snapshot D-U-N-S Number 80-473-5132	Saved	02/21/2020
GORMAN MANUFACTURING COMPANY, INC.	Snapshot D-U-N-S Number 80-473-5132	Saved	03/13/2020
GORMAN MANUFACTURING COMPANY, INC.	Snapshot D-U-N-S Number 80-473-5132	Saved	04/16/2020
GORMAN MANUFACTURING COMPANY, INC.	Snapshot D-U-N-S Number 80-473-5132	Saved	06/09/2020
GORMAN MANUFACTURING COMPANY, INC.	Snapshot D-U-N-S Number 80-473-5132	Saved	07/23/2020

Company Name	Type	Status	Date Created
GORMAN MANUFACTURING COMPANY, INC.	Snapshot D-U-N-S Number 80-473-5132	Saved	09/25/2020
GORMAN MANUFACTURING COMPANY, INC.	Snapshot D-U-N-S Number 80-473-5132	Saved	11/02/2020
GORMAN MANUFACTURING COMPANY, INC.	Snapshot D-U-N-S Number 80-473-5132	Saved	11/03/2020
GORMAN MANUFACTURING COMPANY, INC.	Snapshot D-U-N-S Number 80-473-5132	Saved	12/03/2020
GORMAN MANUFACTURING COMPANY, INC.	Snapshot D-U-N-S Number 80-473-5132	Saved	01/11/2021
GORMAN MANUFACTURING COMPANY, INC.	Snapshot D-U-N-S Number 80-473-5132	Saved	01/11/2021
GORMAN MANUFACTURING COMPANY, INC.	Snapshot D-U-N-S Number 80-473-5132	Saved	02/18/2021
GORMAN MANUFACTURING COMPANY, INC.	Snapshot D-U-N-S Number 80-473-5132	Saved	11/15/2021
GORMAN MANUFACTURING COMPANY, INC.	Snapshot D-U-N-S Number 80-473-5132	Saved	11/18/2021

Your Information

Record additional information about this company to supplement the D&B information.

Note: Information entered in this section will not be added to D&B's central repository and will be kept private under your user ID. Only you will be able to view the information.

In Folders: [View](#)

Account Number	Endorsement/Billing Reference *	Sales Representatives
	Online Applicant	
Credit Limit	Total Outstanding	
0	0	

Audit Trail [Ⓜ]

<u>Text</u>	<u>Timeline</u>		
From :	To :		
Date/Time of the Event	Event Name	Triggered By	Message
03/02/2022 07:58 AM	Credit Report Pulled	SYSTEM	The credit report was pulled
03/02/2022 07:58 AM	Credit Report Pulled	SYSTEM	The credit report was pulled
02/22/2022 05:21 PM	Credit Report Pulled	SYSTEM	The credit report was pulled
12/28/2021 11:21 AM	Credit Report Pulled	SYSTEM	The credit report was pulled
12/28/2021 11:20 AM	Credit Report Pulled	SYSTEM	The credit report was pulled
11/18/2021 12:14 PM	Credit Report Pulled	SYSTEM	The credit report was pulled
11/18/2021 12:13 PM	Snapshot saved	SYSTEM	Snapshot has been saved for this report
11/18/2021 12:12 PM	Credit Report Pulled	SYSTEM	The credit report was pulled
11/18/2021 12:11 PM	Credit Report Pulled	SYSTEM	The credit report was pulled
11/15/2021 10:33 AM	Credit Report Pulled	SYSTEM	The credit report was pulled
11/15/2021 10:32 AM	Snapshot saved	SYSTEM	Snapshot has been saved for this report
11/15/2021 10:31 AM	Credit Report Pulled	SYSTEM	The credit report was pulled
11/15/2021 10:29 AM	Credit Report Pulled	SYSTEM	The credit report was pulled
11/15/2021 10:24 AM	Credit Report Pulled	SYSTEM	The credit report was pulled
11/04/2021 04:35 PM	Credit Report Pulled	SYSTEM	The credit report was pulled
11/04/2021 04:28 PM	Credit Report Pulled	SYSTEM	The credit report was pulled
08/11/2021 02:33 PM	Credit Report Pulled	SYSTEM	The credit report was pulled

Date/Time of the Event	Event Name	Triggered By	Message
04/09/2021 10:19 AM	Credit Report Pulled	SYSTEM	The credit report was pulled
03/15/2021 04:23 PM	Credit Report Pulled	SYSTEM	The credit report was pulled
03/15/2021 04:14 PM	Credit Report Pulled	SYSTEM	The credit report was pulled

Federal Information

REPORTED U.S. GOVERNMENT CONTRACT ACTIONS							
Reported Date	Contract Awarded	Contract ID	Contract Amount	Contract Name	Federal Supplier Code	Action Type	Contract Office & Agency
10/31/2019	2019-07	12FPXYZ1F0012/	US\$ 9,000.00	OTHER ENVIR SVC/STUD/SUP	F999	PURCH USING SIMPLIFIED ACQ. PROCEDURES	AGRICULTURE DEPARTMENT OF, UNDER SECRETARY FOR FARM AND FOREIGN AG

REPORTED FEDERAL LOANS AND LOAN GUARANTEES																
Reported Date	Approval Date	Maturity Date	Interest Rate	Payment Frequency	Amount	Type	Amount Disbursed	Current Due	Balance Due	Past Due	Last Payment Date	Next Installment Date	Status	Federal Creditor	Loan ID	Private Lender
03/31/2020	01/16/2019	01/17/2049	3.67%	Monthly	US\$ 50,000.00	Direct	US\$ 0.00	US\$ 0.00	US\$ 46,467.00	US\$ 0.00	03/05/2020	01/17/2021	Disbursed Regular	U.S S MALL BUSINESS ADM	12345678	

CLAIMS, FEES, FINES, OVERPAYMENTS, PENALTIES AND OTHER MISC. REPORTED DEBTS TO FEDERAL AGENCIES									
Reported Date	Established Date	Type	Amount	Current Due	Balance Due	Past Due	Cause	Federal Creditor	Account ID
06/30/2020	01/28/2020	MISCELLANEOUS	US\$ 340,517.00	US\$ 0.00	US\$ 580,365.00	US\$ 580,365.00		HEALTH & HUMAN SVCS U S DEPT	0000000011111111

REPORTED PARTY EXCLUDED FROM FEDERAL PROGRAM(S)				
Reason Code	Reason	Agency	Government Indicator	Termination Date
D	DEBARRED	GSA	true	07/13/2021

REPORTED U.S. GOVERNMENT GRANT AWARDS							
Reported Date	Grant Amount	Grant Awarded Date	Grant Type	Granter	Grant ID	Assistance Type	Action Type
07/14/2020	(US\$ 3.00)	06/11/2020	Profit Organization	DEPT OF TRANSPORTATION-FEDERAL TRANSIT ADMIN.	CA-57-X074/1	Insurance	